

Geoengineering Earth's radiation balance to mitigate CO₂-induced climate change

Bala Govindasamy and Ken Caldeira

Climate and Carbon Cycle Group, Lawrence Livermore National Laboratory, Livermore, California, USA

Abstract. To counteract anthropogenic climate change, several schemes have been proposed to diminish solar radiation incident on Earth's surface. These geoengineering schemes could reverse global annual mean warming; however, it is unclear to what extent they would mitigate regional and seasonal climate change, because radiative forcing from greenhouse gases such as CO₂ differs from that of sunlight. No previous study has directly addressed this issue. In the NCAR CCM3 atmospheric general circulation model, we reduced the solar luminosity to balance the increased radiative forcing from doubling atmospheric CO₂. Our results indicate that geoengineering schemes could markedly diminish regional and seasonal climate change from increased atmospheric CO₂, despite differences in radiative forcing patterns. Nevertheless, geoengineering schemes could prove environmentally risky.

Introduction

Several schemes have been proposed to counteract the warming influence of increasing atmospheric CO₂ content via intentional manipulation of Earth's radiation balance [Budyko, 1977; Early, 1989; NAS, 1992; Watson *et al.*, 1995; Flannery *et al.*, 1997; Teller *et al.*, 1997]. Proposed "geoengineering" schemes typically involve placing reflectors or scatterers in the stratosphere or in orbit between the Earth and Sun, diminishing the amount of solar radiation incident on the Earth. However, the radiative forcing from increased atmospheric carbon dioxide [Kiehl and Briegleb, 1993] differs markedly (Plate 1) from that of a change in effective solar luminosity [List, 1951]. Carbon dioxide traps heat in both day and night over the entire globe, whereas diminished solar radiation would be experienced exclusively in daytime, and on the annual mean most strongly at the equator, and seasonally in the high-latitude summers. One might expect [Schneider, 1996], therefore, that a geoengineered CO₂-laden world would have less of a diurnal cycle, less of a seasonal cycle, and less of an equator-to-pole temperature gradient than in an undisturbed climate.

The Model and Experiments

We investigated these issues using the standard configuration of the Community Climate Model (CCM3), with a simple slab ocean and thermodynamic sea-ice model, developed at the National Center for Atmospheric Research [Kiehl *et al.*, 1996]. We performed three model simulations: (i) "Control" or pre-industrial, with a CO₂ content of 280 ppm and a solar "constant" of 1367 W m⁻²; (ii) "Doubled CO₂", with doubled atmospheric CO₂ content (560 ppm), but the same solar constant as the Control simulation; and (iii) "Geoengineered", with doubled atmospheric CO₂ content and the solar constant reduced by 1.8% to approximately offset the radiative forcing from a CO₂ doubling (4.17 W m⁻²). This reduction in incident solar radiation could be effected through the placement of reflecting or scattering devices between the Earth and Sun [Early, 1989; Flannery *et al.*, 1997; Teller *et al.*, 1997]. The resulting net change in radiative forcing generally would be an order of magnitude smaller than that associated with Milankovitch cycles [Imbrie *et al.*, 1984].

For the experiments presented here, the model was run for 40 years; climate statistics were calculated for the last 15 years. We assessed the statistical significance of the difference in the means between the test (Doubled-CO₂ or Geoengineered) and Control simulations at each model-grid point using the Student-t test [Press *et al.*, 1989], corrected for the influence of serial correlation [Zwiers and Storch, 1995].

Results

In the Doubled-CO₂ simulation, the planet warms 1.75 K, leading to reduced sea-ice volume and increased precipitation (Table 1). The 1.8% reduction in solar luminosity cools the Earth 1.88 K from its doubled-CO₂ state. We estimate that a shielding of ~1.7% of incident solar radiation would more exactly compensate the effect of a CO₂ doubling in this model.

The warming in the Doubled-CO₂ climate (Plate 2) is statistically significant at the 5% level over 97.4% of the globe, and is most pronounced in high latitudes. In sharp contrast, the Geoengineered simulation shows relatively little surface temperature change. There are significant differences (at the 5% level) in annual mean temperature between the Geoengineered and Control

Table 1. Global annual mean model results.

Case	Surface temperature (K)	Precipitation (mm/day)	Sea ice volume (10^{12} m^3)
Control	285.50	2.98	51.2
Doubled CO ₂	287.25	3.07	38.7
Geoengineered	285.37	2.92	51.5

simulations over only 15.1% of Earth's surface, primarily in areas with little change but low variability.

The Geoengineered simulation cools most in equatorial regions (Table 2), because in this region the reduction in radiative forcing from diminished solar flux is greater than the increase in radiative forcing from doubled atmospheric CO₂. Diminished daytime solar heating in the Geoengineered simulation relative to the Control reduces the amplitude of the diurnal cycle over land by only ~ 0.1 K.

At high latitudes, the Doubled-CO₂ simulation warms more in winter than summer, reducing the amplitude of the seasonal cycle (Table 2). Geoengineering this doubled-CO₂ world might be expected to diminish this amplitude further, because solar insolation would be preferentially reduced in high latitude summers (Plate 1). However, the amplitude of the seasonal cycle is greater in the Geoengineered case than in the Doubled-CO₂ case. This occurs because there is more sea ice in our Geoengineered simulation than in our Doubled-CO₂ simulation (Table 1). Sea ice tends to insulate the ocean waters from the colder overlying air, reducing the high-latitude wintertime heat flux from the ocean to the atmosphere. In the Geoengineered case, relative to Doubled-CO₂, the reduction in wintertime ocean-to-atmosphere heat flux results in colder winters and am-

plification of the high-latitude seasonal cycle, bringing it closer to the Control climate.

Proposed geoengineering schemes would exacerbate the impact of CO₂ on stratospheric temperature (Plate 3). Increasing atmospheric CO₂ tends to warm the surface but cool the stratosphere [Murphy and Mitchell, 1995], whereas diminished solar radiation tends to cool the atmosphere everywhere. Enhanced stratospheric cooling could contribute to the destruction of stratospheric ozone [Houghton et al., 1990]. Geoengineering approaches involving placing aerosols in the stratosphere [Flannery et al., 1997; Teller et al., 1997], could have additional adverse impacts on stratospheric chemistry [Kinnison et al., 1994].

In general, the model's hydrological cycle (e.g., precipitation) does not show a strong sensitivity to doubling CO₂ (Table 1). Changes in the annual mean net fresh water flux (precipitation minus evaporation) were statistically significant at the 5% level over only 13.9% and 3.9% of Earth's surface, for the Doubled-CO₂ and Geoengineered simulations, respectively. Other quantities, including zonal winds and specific humidity, also showed little significant change between the Geoengineered and Control simulations.

As found in other studies [Murphy and Mitchell, 1995; Manabe and Stouffer, 1993], there is an increased net fresh water flux to the surface at high latitudes in the Doubled-CO₂ simulation. Poleward of 60° the net fresh water flux in our Doubled-CO₂ simulation increases by $0.130 \text{ mm day}^{-1}$, with the change in this flux significant at the 5% level over 51.7% of this area. However, in the Geoengineered simulation, this increase in high-latitude fresh-water flux is only $0.008 \text{ mm day}^{-1}$, and is significant over only 1.8% of this area. It has been suggested that a shutdown of North Atlantic thermohaline circulation could be a consequence of CO₂-induced increases

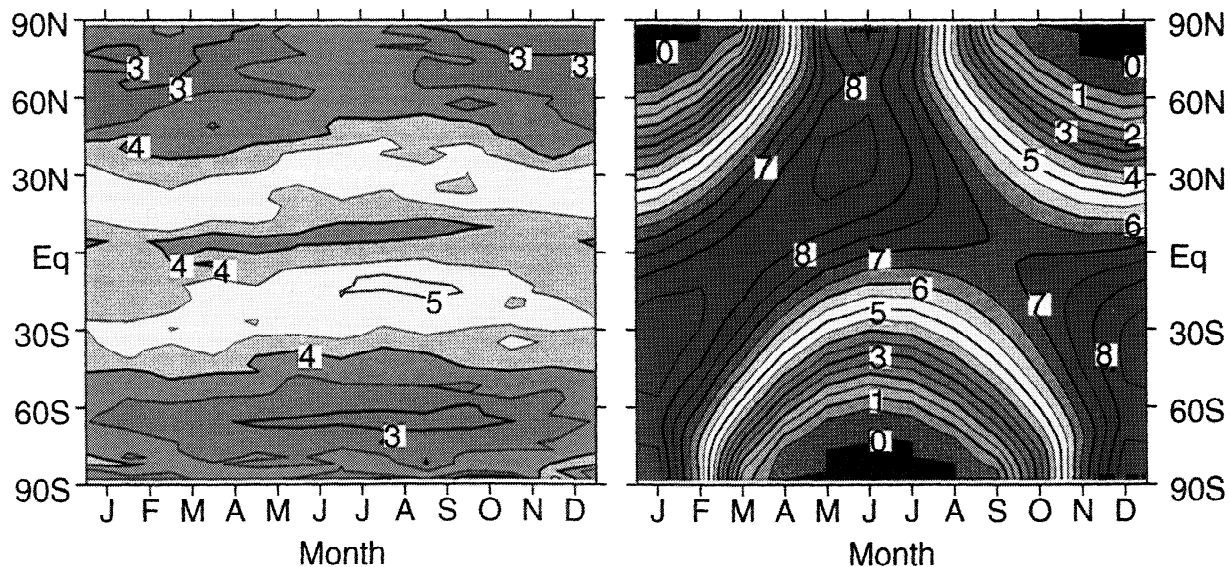


Plate 1. Change in net longwave radiative flux at the tropopause when CO₂ is doubled (left panel) with respect to the control case and the reduction in incoming solar radiation (right panel) needed to compensate this forcing. Both values (W m^{-2}) are zonally averaged as a function of time of year. Change in solar radiation has a latitudinal and seasonal pattern markedly different from the radiative forcing of CO₂.

Table 2. Changes in simulated mean surface temperature (K) in three latitude bands for the Doubled-CO₂ and Geoengineered cases relative to the Control case, for December, January, and February (DJF), and June, July and August (JJA).

Latitude Belt	Doubled CO ₂			Geoengineered		
	DJF	JJA	Change in amplitude of seasonal cycle	DJF	JJA	Change in amplitude of seasonal cycle
90 N to 20 N	+2.33	+1.67	-0.66	+0.15	-0.06	-0.21
20 N to 20 S	+1.31	+1.36		-0.31	-0.27	
20 S to 90 S	+1.70	+2.01	-0.31	-0.15	-0.08	-0.07

in surface temperature and net-fresh-water flux in the high latitudes [Manabe and Stouffer, 1993]. Our results indicate that geoengineering the solar radiation incident on the Earth might diminish the impact of increased CO₂ on both of these quantities, making a shutdown of the ocean's thermohaline circulation less likely. Further, melting of Greenland and Antarctic ice caps and the consequent sea level rise is less likely to occur in a geoengineered world.

Discussion and Conclusion

Our results suggest that geoengineering may be a promising strategy for counteracting climate change, as it may not be necessary to replicate the exact radiative forcing patterns from greenhouse gases to largely negate their effects. However, our study considers anthropogenic forcing only from carbon dioxide. Results may differ for other radiatively active gases or aerosols.

Simulations using a coupled atmosphere, dynamic sea-ice and ocean general circulation models would include dynamical feedbacks that could amplify the regional or seasonal climate impacts [Manabe and Stouffer, 1993]. Furthermore, we have considered only a steady-state doubled-CO₂ scenario and not the transient responses of the climate system.

Geoengineering schemes impose a variety of technical, environmental, political, and economic challenges [Early, 1989; NAS, 1992; Watson *et al.*, 1995; Flannery *et al.*, 1997; Teller *et al.*, 1997]. For instance, in the case of placing reflectors in space, since a doubling of CO₂ requires the interception of about 1.7% of the sunlight incident on the Earth, an interception area of $\sim 2 \times 10^6$ km² or a disk of roughly 800 km in radius. To counteract CO₂ increasing at the rate of $\sim 0.4\%$ yr⁻¹ [Houghton *et al.*, 1995], we would need to build $\sim 1.2 \times 10^4$ km² of interception area each year. Other options also involve great difficulties. Placing small particles

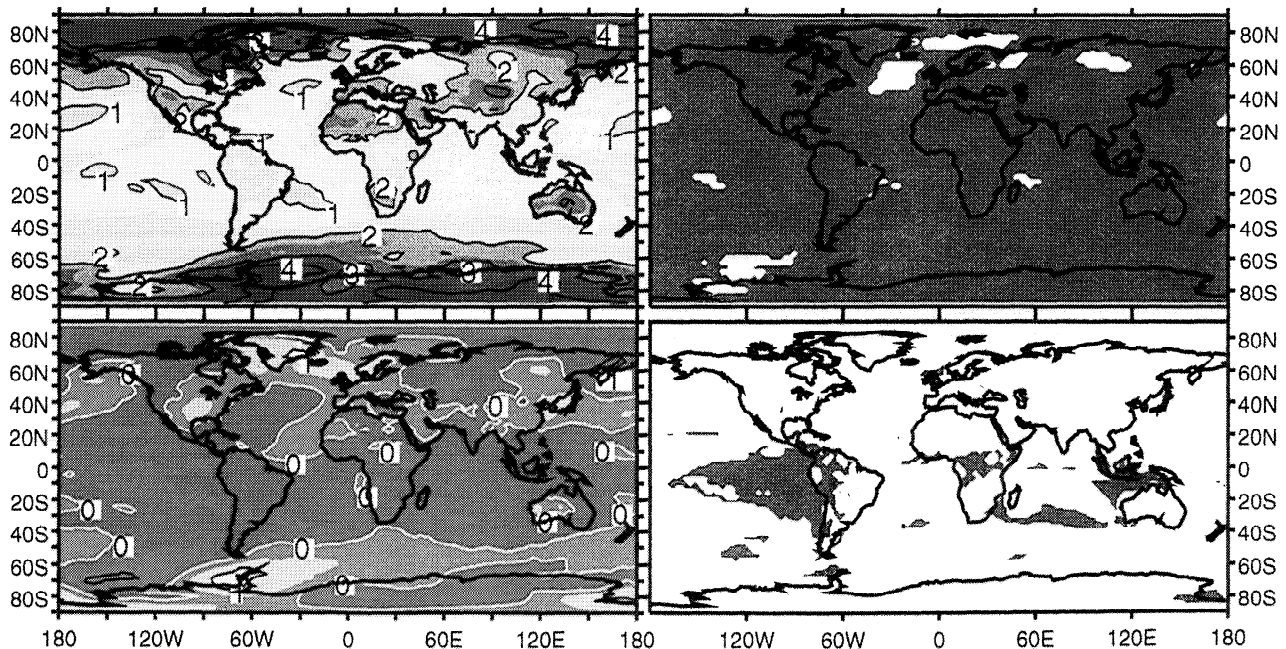


Plate 2. Surface temperature changes (left panels) and areas with changes that are statistically significant at the 5% level (right panels) for the Doubled-CO₂ (top panels) and the Geoengineered (bottom panels) simulations. Solar radiation has a spatial pattern that differs greatly from that of radiative forcing due to doubling atmospheric CO₂ content, yet a reduction in solar forcing largely compensates the temperature response to CO₂-doubling.

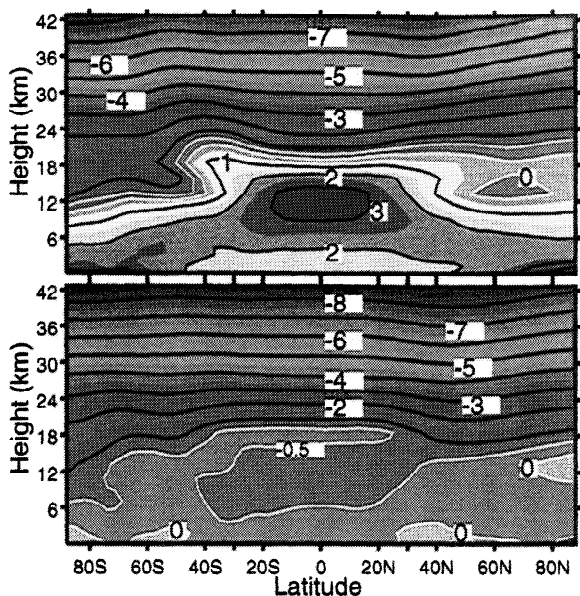


Plate 3. Zonal mean temperature changes for the Doubled- CO_2 (top panel) and Geoengineered (bottom panel) simulations as a function of latitude and height above Earth's surface. Diminishing the solar radiation incident on the Earth largely compensates the CO_2 -induced warming in the troposphere, but cools the stratosphere by an additional 0.9 K. Zonal mean temperature changes are generally significant at the 5% level when the change is > 0.5 K.

or aerosols in the stratosphere may not result in uniform diminution of radiation. Mirrors in low-earth orbit would lead to flickering of the sun $\sim 2\%$ of the time, and involve tracking problems to avoid collision. Reflectors or scatterers at the Lagrange point between the Sun and Earth involve large costs. The failure of a geoengineering system could subject the Earth to extremely rapid warming. Ethical and political concerns differ depending on whether global-scale climate modification is intentional or merely a predictable consequence of our actions. Ecosystems would be impacted by changes in atmospheric CO_2 content and available sunlight. Given these difficulties, the most prudent and least risky option to mitigate global warming may well be to curtail emissions of greenhouse gases [Hoffert et al., 1998].

Acknowledgments. This work was performed under the auspices of the US DOE by the Lawrence Livermore National Laboratory under contract No. W-7405-Eng-48. We thank P.B. Duffy, D. Keith, M. MacCracken, L. Wood, and the Aspen Global Change Institute.

References

Budyko, M. I. *Climate Changes*, 244 pp., American Geophysical Union, Washington, DC, English translation of 1974 Russian volume, 1977.

Early, J. T., The space based solar shield to offset greenhouse effect, *J. Brit. Interplanet. Soc.*, 42, 567-569, 1989.

Flannery, B. P., H. Kheshgi, G. Marland, and M. C. MacCracken, Geoengineering Climate, in *Engineering Response to Global Climate Change*, edited by R. Watts, pp. 403-421, Lewis Publishers, Boca Raton, FL, 1997.

Hoffert, M. I., K. Caldeira, A. K. Jain, E. F. Haites, and others, Energy implications of future stabilization of atmospheric CO_2 content, *Nature*, 395, 881-884, 1998.

Houghton, J. T., G. J. Jenkins, and J. J. Ephraums (Eds.), *Climate Change: The IPCC Scientific Assessment. Intergovernmental Panel on Climate Change, United Nations Environmental Program/World Meteorological Organization*, 365 pp., Cambridge University Press, New York, 1990.

Houghton, J.T., L. G. M. Filho, B. A. Callander, N. Harris, A. Kattenberg, and K. Maskell (Eds.), *The science of climate change. Intergovernmental Panel on Climate Change, United Nations Environmental Program/World Meteorological Organization*, 572 pp., Cambridge University Press, New York, 1995.

Imbrie, J., et al., The orbital theory of Pleistocene climate: Support from a revised chronology of d^{18}O record, in *Milankovitch and Climate*, edited by A. Berger et al., pp. 269-305, D. Reidel, Dordrecht, Netherlands, 1984.

Kiehl, J. T., and B. P. Briegleb, The relative roles of sulfate aerosols and greenhouse gases in climate forcing, *Science*, 260, 311-314, 1993.

Kiehl, J.T., J. J. Hack, G. B. Bonan, B. A. Boville, B. P. Briegleb., D. L. Williamson, and P. J. Rasch, Description of the NCAR Community Climate Model (CCM3), *NCAR Technical Note, NCAR/TN-420+STR*, 152 pp., National Center for Atmospheric Research, Boulder, Colo., 1996.

Kinnison, D. E., K. K. Grant, P. S. Connell, D. A. Rotman and D. J. Wuebbles, The chemical and radiative effects of the Mount Pinatubo eruption, *J. Geophys. Res.*, 99, 25705-25731, 1994.

List, R.J. (Ed.), *Meteorological Tables, 6th ed.*, 527 pp., Smithsonian Institution, Washington, DC, 1951.

Manabe, S., R. J. Stouffer, Century-scale effects of increased atmospheric CO_2 on the ocean atmosphere system, *Nature*, 364, 215-218, 1993.

Murphy, J. M., and J. F. B. Mitchell, Transient response of the Hadley Center coupled ocean-atmosphere model to increasing carbon dioxide, *J. Climate*, 8, 57-80, 1995.

National Academy of Sciences, *Policy Implications of Greenhouse Warming: Mitigation, Adaptation and the Science Base*, Chap. 28 (Geoengineering), pp. 433-464, National Academy Press, Washington, DC, 1992.

Press, W. H., B. P. Flannery, and S. A. Teukolsky, *Numerical Recipes*, 702 pp., Cambridge University Press, New York, 1989.

Schneider, S. H., Geoengineering - Could or Should We Do It, *Climatic Change*, 33, 291-302, 1996.

Teller, E., L. Wood, and R. Hyde, Global warming and ice ages: I. Prospects for physics based modulation of global change, *UCRL-231636 / UCRL JC 128715*, 18 pp., Lawrence Livermore National Laboratory, Livermore, California, USA, 1997.

Watson, R.T., M. C. Zinyowera, R. H. Moses, and D. J. Dokken, Chapter 25, in *Climate Change 1995: Impacts, Adaptations and Mitigation of Climate Change: Scientific-Technical Analyses*, edited by J. D. Mulholland, pp. 799-822, Intergovernmental Panel on Climate Change, United Nations Environmental Program/World Meteorological Organization, Cambridge University Press, Norwell, Mass., 1995.

Zwiers, F. W., and H. V. Storch, Taking serial correlation into account in tests of the mean, *J. Climate*, 8, 336-351, 1995.

K. Caldeira and B. Govindasamy, Climate and Carbon Cycle Group, Lawrence Livermore National Laboratory, 7000 East Ave., L-103, Livermore, CA 94550. (e-mail: kenc@llnl.gov; bala@llnl.gov)

(Received September 3, 1999; revised February 10, 2000; accepted March 9, 2000.)